



JUNIPER HILL GOLF COURSE

Lakeside Course
Yardage Guide



Practice Green and Clubhouse

Like many golf courses in New England, Juniper Hill was once a dairy farm. The 300-year-old Brigham Farm was bought by Homer C. Darling in 1928 with the intention of building a public golf course. Nine holes opened on Memorial Day 1931 and the second nine opened in 1954. This became the Riverside Course. During the 1960s and 1970s adjacent land was purchased. Homer C's son, Homer D. Darling, began construction on another 18-hole layout. The Lakeside Course opened on Memorial Day 1991 with nine holes and in August 1991, the back nine opened for play.

The courses have two distinctive personalities. The Riverside Course is a traditional New England style course with tree-lined fairways that wind through the rolling countryside and share marshland with the Assabet River. The Lakeside Course is a Carolina style course with mounding that kicks errant shots in or out. The Lakeside demands a higher skill level than the Riverside; its narrow fairways put a premium on accuracy over distance.

Juniper Hill is home to a large variety of wildlife. It's not unusual to see a fox or woodchuck running across the fairway, or observe the flight of a Red-Tail Hawk or Blue Heron overhead. A member of the Audubon Cooperative Sanctuary System, Juniper Hill is a blend of recreation and a wildlife sanctuary. It is sporty, interesting, and picturesque.


Depth: 27 yards



1
PAR 3

- 173
- 151
- 149
- 127

- 200
- 178
- 176
- 154



The starting hole is an uphill par 3. Don't go over the green; it drops off steeply on both sides and in back.

Pace of Play :10

YARDS	HCP
■ 187	10
■ 165	12
■ 163	12

lakeside

2

PAR 5



This dogleg right par 5 was originally the second hole on the Riverside Course. It was redesigned when the Lakeside Course was built. A big drive may enable you to reach the green in two. The fairway drops off after the dogleg. Don't go over the green; it drops off to a perimeter fence that is out of bounds. *Pace of Play :28*

YARDS	HCP
524	6
440	6
433	6

lakeside

Depth: 20 yards

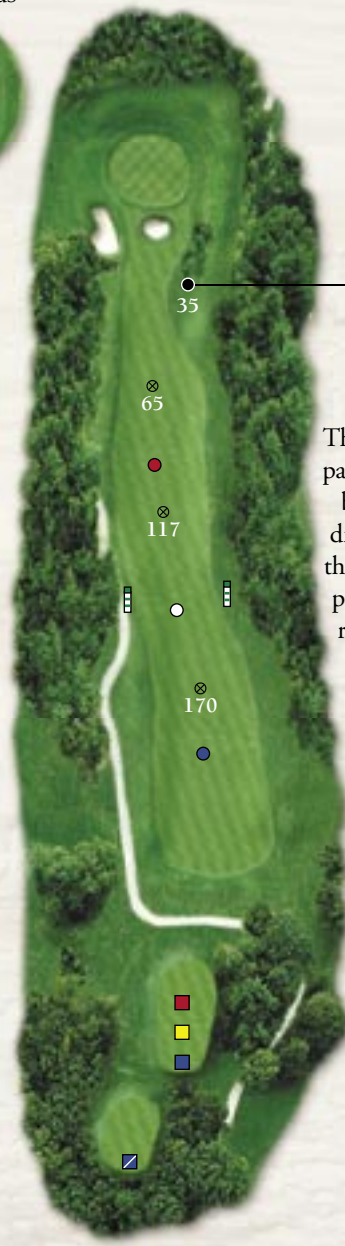


Depth: 24 yards



3

PAR 4



The green on this short par 4 is guarded by two bunkers. Leave your driver in the bag until the seventeenth hole. A premium on accuracy rather than distance is the rule until then. *Pace of Play :40*

272
245
239
234



YARDS	HCP
313	12
286	12
280	8
275	8

lakeside

4

PAR 4



This par 4 plays harder than it looks. A tight fairway and an approach to an elevated green fronted by two bunkers create the challenge. Hit an extra club on your approach.

Pace of Play :55

YARDS	HCP
■ 392	2
■ 302	4
■ 298	4

lakeside

Depth: 26 yards



Two bunkers guard the green on this interesting par 3.

Pace of Play 1:04

YARDS	HCP
■ 169	14
▣ 137	14
■ 135	16
■ 108	16

lakeside

5

PAR 3

6

PAR 4

Depth: 22 yards



■ (diagonal)	288
■ (blue)	267
■ (yellow)	254
■ (red)	176

■ (diagonal)	202
■ (blue)	181
■ (yellow)	168
■ (red)	90

Avoiding the wetlands on the right is the challenge on this par 4. Slicers beware! To be safe, play to the left center of the fairway.

Pace of Play 1:20

YARDS | HCP

■ (blue)	314	8
■ (diagonal)	293	8
■ (yellow)	280	10
■ (red)	202	10

lakeside

Depth: 23 yards



■ (blue)	287
■ (diagonal)	234
■ (yellow)	151
■ (red)	146

7

PAR 5

Stay to the right of center on this double dogleg left par 5, but watch out for the wetlands that run along the right side. You will need three shots to reach the green, so play conservatively off the tee.

Pace of Play 1:41

■ (blue)	195
■ (diagonal)	142
■ (yellow)	59
■ (red)	54

YARDS | HCP

■ (blue)	522	4
■ (yellow)	386	2
■ (red)	381	2

lakeside

8

PAR 3

■ 159
■ 138
■ 98



Depth: 25 yards



■ 134
■ 113
■ 73

The wetlands will grab any under-clubbed shots on this par 3. The wind can greatly affect how this hole plays. Go with an extra club.

Pace of Play 1:51

YARDS	HCP
■ 146	16
■ 125	18
■ 85	18

lakeside

Depth: 38 yards



9

PAR 4

■ 287
■ 198
■ 194



■ 235
■ 146
■ 142

This par 4 is a narrow dogleg left with a deep, narrow green. An approach from the right side is preferred. It brings you to the snack bar where you can enjoy quick refreshment before starting on the back nine.

Pace of Play 2:04

YARDS	HCP
■ 307	18
■ 220	14
■ 216	14

lakeside



Lakeside Course

Men

Tee	Rating/Slope
Blue	70.9/130
Yellow	65.2/116
Red	63.6/114

Women

Tee	Rating/Slope
Blue	76.0/126
Yellow	69.1/117
Red	68.5/115



10

PAR 4

Depth: 24 yards



Depth: 27 yards



11

PAR 4



- 259
- 239
- 234
- 145



The very narrow fairway on this par 4 slopes downhill just after the dogleg turns to the right.

Pace of Play 2:23

YARDS | HCP

■ 377	9
■ 290	13
■ 284	13

lakeside

On this straightforward par 4, watch out for the undulations on the green.

Pace of Play 2:37



YARDS | HCP

■ 365	15
■ 345	5
■ 340	5

lakeside

12

PAR 4

Depth: 30 yards



Depth: 21 yards



13

PAR 4

■ 235
■ 215
■ 212

■ 239
■ 219
■ 216

■ 332
■ 302
■ 244
■ 239

■ 314
■ 284
■ 226
■ 221



Stay to the left off the tee on this slight dogleg right par 4. Trees on the right block your approach. Two bunkers guard the green.
Pace of Play 2:50

YARDS	HCP
■ 336	17
■ 316	9
■ 313	9

lakeside



Your drive determines whether you should lay up or go for the green on this par 4. The steep slope will kick weak approach shots into the pond on the left, so be sure to hit enough club.
Pace of Play 3:10

YARDS	HCP
■ 420	7
■ 332	7
■ 327	7

lakeside

14

PAR 3

Depth: 21 yards



Depth: 25 yards



15

PAR 5

- 195
- ▨ 172
- 109
- 106

- 216
- ▨ 193
- 130
- 127



Drop Area

The toughest hole on the course is nearly completely surrounded by wetlands. The fence (an obstruction) behind the green is a target for those who can't hit the small landing area around the green. If your ball does not clear the hazard, use the drop area to the right of the green.

Pace of Play 3:21

YARDS | HCP

- 206 | 1
- ▨ 183 | 1
- 120 | 3
- 117 | 3

lakeside

- ⊗ 62
-
- ⊗ 115
- ⊗ 168
-
- ⊗ 220
- 223
- ⊗ 247

- ▨ 271
- 259
- 132
- 127



You can see the green from the tee on this narrow, straight par 5. A drive to the right side of the fairway leaves you with the best approach angle to the green.

Pace of Play 3:41

YARDS | HCP

- 482 | 11
- 355 | 15
- 350 | 15

lakeside

16

PAR 4

Depth: 30 yards



Depth: 23 yards



17

PAR 5



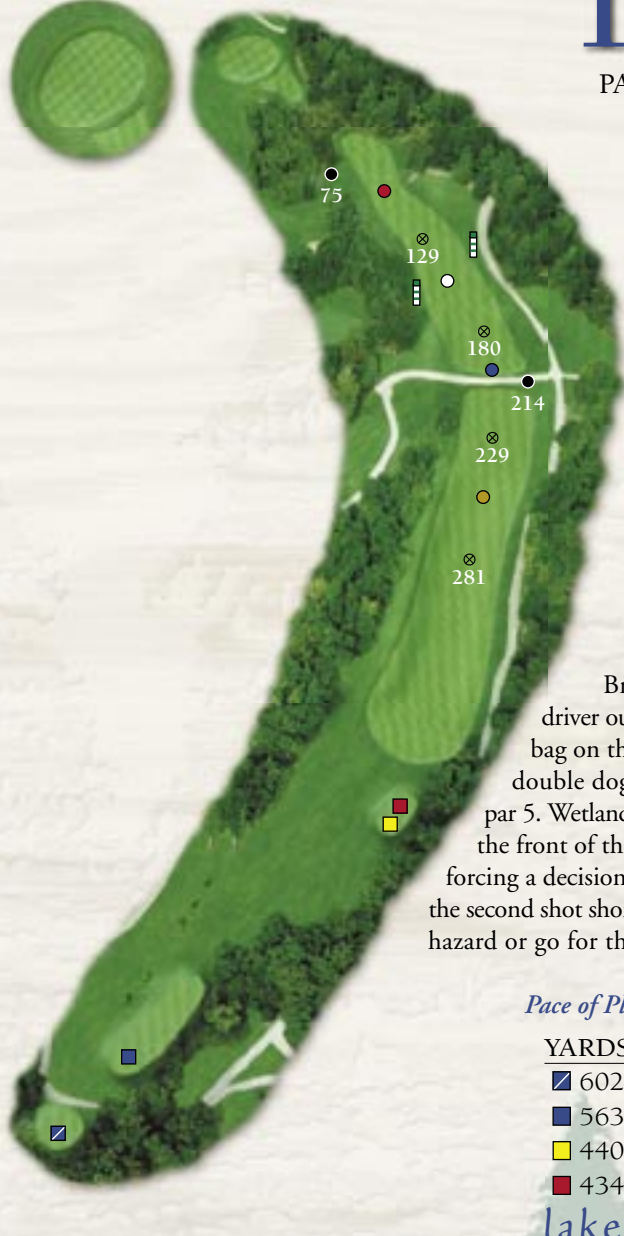
■ 290
▣ 265
■ 179
■ 173

The tee shot is through a narrow chute on this long par 4, so your drive must be straight. An approach from the left of center is preferred.

Pace of Play 3:58

YARDS	HCP
■ 441	5
■ 330	11
■ 324	11

lakeside



Bring the driver out of the bag on this long, double dogleg left par 5. Wetlands guard the front of the green, forcing a decision: lay up the second shot short of the hazard or go for the green in two.

Pace of Play 4:18

YARDS	HCP
▣ 602	3
■ 563	3
■ 440	1
■ 434	1

lakeside

18

PAR 3

Depth: 28 yards



The wind can affect your club selection on this par 3 finishing hole. The small, crowned green has subtle undulations.

Pace of Play 4:27

YARDS	HCP
■ 179	13
■ 165	17
■ 138	17

lakeside

Yardage Information

- ⊗ Denotes sprinkler head.
- Denotes landmark – tree, edge of bunker or body of water, etc.
- , ○ & ■, ●, ● Denotes 100, 150, 200 & 250-yard markers.
- All yardages measured to center of greens.
- Charts show distance in yards from tees, designated by color-coded squares, to landmarks.

USGA RULES GOVERN PLAY

Local Rules

- Replace divots, rake bunkers and repair ball marks on greens.
- White stakes and lines indicate out of bounds. Property boundary fences and stonewalls designate out of bounds. On Hole 3, where there is both a stonewall and fence, the stonewall marks the OB. Red stakes and lines indicate lateral hazards. Yellow stakes and lines indicate water hazards.
- On Hole 14 – if ball does not clear the hazard, use the drop area to the right of the green.
- Golf carts shall not be used without proper assignment and registration in the Pro Shop.
- Each player must have a ticket and his/her own set of clubs.
- Players are expected to use cart paths and to obey all posted signs.
- Except on a path, do not drive a cart within 30 feet of a green or tee.
- Unless otherwise posted, the 90° rule will always be in effect on the Lakeside Course only. Drive directly to your ball, play your shot and leave the fairway by the shortest route.
- Non-players are not allowed on the course.

Etiquette

- Your round should not exceed 4½ hours. **PLAY READY GOLF.**
- Proper golf attire must be worn at all times.
- Players having an open hole ahead must, upon request, pick up and move to the next hole.
- The Starter and Ranger shall have the right to pair up players.
- Rain checks will be issued only if the course is closed due to inclement weather or dangerous conditions.
- Except during Club and State matches, please:
Practice continuous putting – once you start to putt on a green, continue until you hole out. When it is safe to hit, be ready and hit. Don't worry about who is away. Cut down on practice swings. After 10 strokes on a hole, pick up.
- Players not following rules will be asked to leave without a refund.
- **IRRIGATION WATER IS NOT POTABLE.**

Juniper Hill Golf Course

202 Brigham Street, Northboro, MA 01532
A Spikeless Facility

36 Holes - Public

PLACES TO PLAY 2002



-Golf Digest



LAKESIDE COURSE

PAR 71

Challenging Carolina Style

RIVERSIDE COURSE

PAR 71

Sporty, Interesting, Picturesque

Have your next meeting or event in one
of our specialized function rooms.
Outdoor Pavilion holds up to 300 people.

For a Virtual Tour Check Out:
www.juniperhillgc.com

Tee Time 7 Days a week • One week in advance
Junior & Senior Discounts (Monday - Thursday mornings)
(508) 393-2444

Golf Teaching Center

142 School Street, Northboro, MA

Ken Chrzan, PGA Professional

Private & Group Lessons • Junior Programs • (508) 351-9500